

# MyPipetman®

## Quick Guide

EN



## Introduction

MyPIPETMAN® is an air displacement pipette that uses disposable pipette tips. To meet user's needs, MyPIPETMAN is available in three offers, each with different levels of technical and customization options. For more details, please refer to MyPIPETMAN User's Guide LT801622 available on [www.gilson.com](http://www.gilson.com).

MyPIPETMAN is available as variable volume, either single or multichannel models.

- **Eight single channel models** cover a volume range from 0.2 µL to 10 mL.
- **Eight multichannel models** (4 models of 8 and 12 channels) cover a volume range from 0.5 µL to 300 µL.

## Single Channel Models

- MyPIPETMAN pipette
- Quick Guide
- Tip ejector adapter equipped on the P2 and P10 models
- Bag of ten filters (only for P5000 and P10mL models)
- Certificate of Conformity
- Safety bag

## Multichannel Models

- MyPIPETMAN pipette
- Quick Guide
- Ejector spacer for D10 tips (only for P10 models)
- Certificate of Conformity
- Safety bag

## Good Laboratory Practice (GLP) Compliance

The serial number is engraved on the body of the pipette. It provides unique identification of your pipette and the manufacturing date.


MyPIPETMAN Select and MyPIPETMAN Enterprise serial number type:

**A** **A** **50001**  
Year Month Production number

MyPIPETMAN serial number type:

**MY** **524** **A** **A**  
Model Random Number Month Year

The barcode on the box and the Certificate of Conformity provides traceability of your pipette.



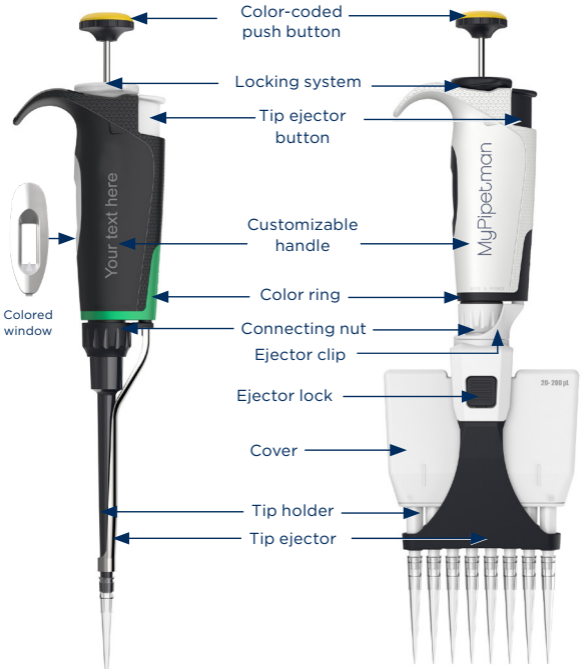
| YEAR | CODE |
|------|------|
| 2022 | T    |
| 2023 | U    |
| 2024 | W    |
| 2025 | X    |
| 2026 | Y    |
| 2027 | Z    |

| MONTH     | CODE |
|-----------|------|
| January   | A    |
| February  | B    |
| March     | C    |
| April     | D    |
| May       | E    |
| June      | G    |
| July      | H    |
| August    | J    |
| September | K    |
| October   | L    |
| November  | M    |
| December  | N    |

# Description

## Single channel

## Multichannel



### Figure 1

MYPIPETMAN® single channel and multichannel model components



## Specifications

MyPIPETMAN is a high-quality pipette that has excellent accuracy and precision, especially when used with PIPETMAN® DIAMOND Tips. The data given in the “Gilson Maximum Permissible Errors” table below was obtained using PIPETMAN DIAMOND Tips. These values are guaranteed only when genuine PIPETMAN DIAMOND Tips are used.

| MYPIPETMAN® SINGLE CHANNEL                   |                             |                         |                      |                     |                             |                         |                      |                     |
|----------------------------------------------|-----------------------------|-------------------------|----------------------|---------------------|-----------------------------|-------------------------|----------------------|---------------------|
| Vol.<br>( $\mu$ L)                           | Maximum Permissible Errors  |                         |                      |                     |                             |                         |                      |                     |
|                                              | Gilson                      |                         |                      |                     | ISO 8655                    |                         |                      |                     |
|                                              | Systematic Error ( $\mu$ L) | Random Error ( $\mu$ L) | Systematic Error (%) | Random Error (%CV*) | Systematic Error ( $\mu$ L) | Random Error ( $\mu$ L) | Systematic Error (%) | Random Error (%CV*) |
| <b>MyPIPETMAN P2 with D10 and DL10 Tips</b>  |                             |                         |                      |                     |                             |                         |                      |                     |
| 0.2                                          | $\pm 0.024$                 | $\leq 0.012$            | $\pm 12.0$           | $\leq 6.0$          | $\pm 0.08$                  | $\leq 0.04$             | $\pm 40.0$           | $\leq 20.0$         |
| 0.5                                          | $\pm 0.025$                 | $\leq 0.012$            | $\pm 5.0$            | $\leq 2.4$          | $\pm 0.08$                  | $\leq 0.04$             | $\pm 16.0$           | $\leq 8.0$          |
| 1                                            | $\pm 0.027$                 | $\leq 0.013$            | $\pm 2.7$            | $\leq 1.3$          | $\pm 0.08$                  | $\leq 0.04$             | $\pm 8.0$            | $\leq 4.0$          |
| 2                                            | $\pm 0.030$                 | $\leq 0.014$            | $\pm 1.5$            | $\leq 0.7$          | $\pm 0.08$                  | $\leq 0.04$             | $\pm 4.0$            | $\leq 2.0$          |
| <b>MyPIPETMAN P10 with D10 and DL10 Tips</b> |                             |                         |                      |                     |                             |                         |                      |                     |
| 1                                            | $\pm 0.025$                 | $\leq 0.012$            | $\pm 2.5$            | $\leq 1.2$          | $\pm 0.12$                  | $\leq 0.08$             | $\pm 12.0$           | $\leq 8.0$          |
| 5                                            | $\pm 0.075$                 | $\leq 0.030$            | $\pm 1.5$            | $\leq 0.6$          | $\pm 0.12$                  | $\leq 0.08$             | $\pm 2.4$            | $\leq 1.6$          |
| 10                                           | $\pm 0.100$                 | $\leq 0.040$            | $\pm 1.0$            | $\leq 0.4$          | $\pm 0.12$                  | $\leq 0.08$             | $\pm 1.2$            | $\leq 0.8$          |
| <b>MyPIPETMAN P20 with D200 Tips</b>         |                             |                         |                      |                     |                             |                         |                      |                     |
| 2                                            | $\pm 0.10$                  | $\leq 0.030$            | $\pm 5.0$            | $\leq 1.5$          | $\pm 0.2$                   | $\leq 0.1$              | $\pm 10.0$           | $\leq 5.0$          |
| 10                                           | $\pm 0.10$                  | $\leq 0.050$            | $\pm 1.0$            | $\leq 0.5$          | $\pm 0.2$                   | $\leq 0.1$              | $\pm 2.0$            | $\leq 1.0$          |
| 20                                           | $\pm 0.20$                  | $\leq 0.060$            | $\pm 1.0$            | $\leq 0.3$          | $\pm 0.2$                   | $\leq 0.1$              | $\pm 1.0$            | $\leq 0.5$          |
| <b>MyPIPETMAN P100 with D200 Tips</b>        |                             |                         |                      |                     |                             |                         |                      |                     |
| 10                                           | $\pm 0.35$                  | $\leq 0.10$             | $\pm 3.5$            | $\leq 1.0$          | $\pm 0.8$                   | $\leq 0.3$              | $\pm 8.0$            | $\leq 3.0$          |
| 50                                           | $\pm 0.40$                  | $\leq 0.12$             | $\pm 0.8$            | $\leq 0.24$         | $\pm 0.8$                   | $\leq 0.3$              | $\pm 1.6$            | $\leq 0.6$          |
| 100                                          | $\pm 0.80$                  | $\leq 0.15$             | $\pm 0.8$            | $\leq 0.15$         | $\pm 0.8$                   | $\leq 0.3$              | $\pm 0.8$            | $\leq 0.3$          |
| <b>MyPIPETMAN P200 with D200 Tips</b>        |                             |                         |                      |                     |                             |                         |                      |                     |
| 20                                           | $\pm 0.50$                  | $\leq 0.20$             | $\pm 2.5$            | $\leq 1.0$          | $\pm 1.6$                   | $\leq 0.6$              | $\pm 8.0$            | $\leq 3.0$          |
| 100                                          | $\pm 0.80$                  | $\leq 0.25$             | $\pm 0.8$            | $\leq 0.25$         | $\pm 1.6$                   | $\leq 0.6$              | $\pm 1.6$            | $\leq 0.6$          |
| 200                                          | $\pm 1.60$                  | $\leq 0.30$             | $\pm 0.8$            | $\leq 0.15$         | $\pm 1.6$                   | $\leq 0.6$              | $\pm 0.8$            | $\leq 0.3$          |
| <b>MyPIPETMAN P1000 with D1000 Tips</b>      |                             |                         |                      |                     |                             |                         |                      |                     |
| 100                                          | $\pm 3.0$                   | $\leq 0.6$              | $\pm 3.0$            | $\leq 0.6$          | $\pm 8.0$                   | $\leq 3.0$              | $\pm 8.0$            | $\leq 3.0$          |
| 500                                          | $\pm 4.0$                   | $\leq 1.0$              | $\pm 0.8$            | $\leq 0.2$          | $\pm 8.0$                   | $\leq 3.0$              | $\pm 1.6$            | $\leq 0.6$          |
| 1000                                         | $\pm 8.0$                   | $\leq 1.5$              | $\pm 0.8$            | $\leq 0.15$         | $\pm 8.0$                   | $\leq 3.0$              | $\pm 0.8$            | $\leq 0.3$          |
| <b>MyPIPETMAN P5000 with D5000 Tips</b>      |                             |                         |                      |                     |                             |                         |                      |                     |
| 500                                          | $\pm 12$                    | $\leq 3$                | $\pm 2.4$            | $\leq 0.6$          | $\pm 40$                    | $\leq 15.0$             | $\pm 8.0$            | $\leq 3.0$          |
| 2500                                         | $\pm 15$                    | $\leq 5$                | $\pm 0.6$            | $\leq 0.2$          | $\pm 40$                    | $\leq 15.0$             | $\pm 1.6$            | $\leq 0.6$          |
| 5000                                         | $\pm 30$                    | $\leq 8$                | $\pm 0.6$            | $\leq 0.16$         | $\pm 40$                    | $\leq 15.0$             | $\pm 0.8$            | $\leq 0.3$          |
| <b>MyPIPETMAN P10mL with D10mL</b>           |                             |                         |                      |                     |                             |                         |                      |                     |
| 1000                                         | $\pm 30$                    | $\leq 6$                | $\pm 3.0$            | $\leq 0.6$          | $\pm 60$                    | $\leq 30.0$             | $\pm 6.0$            | $\leq 3.0$          |
| 5000                                         | $\pm 40$                    | $\leq 10$               | $\pm 0.8$            | $\leq 0.2$          | $\pm 60$                    | $\leq 30.0$             | $\pm 1.2$            | $\leq 0.6$          |
| 10000                                        | $\pm 60$                    | $\leq 16$               | $\pm 0.6$            | $\leq 0.16$         | $\pm 60$                    | $\leq 30.0$             | $\pm 0.6$            | $\leq 0.3$          |

\*CV means Coefficient of Variation

### NOTE

The data given in this table conform to the ISO 8655-2 standard. With a precise pipetting technique, the P2 model can be used to aspirate volumes as low as 0.1  $\mu$ L and the P10 model as low as 0.5  $\mu$ L.

## MYPIPETMAN® MULTICHANNEL MODELS

### Maximum Permissible Errors

| Vol. (µL)                                                               | Gilson                |                   |                      |                     | ISO 8655              |                   |                      |                     |
|-------------------------------------------------------------------------|-----------------------|-------------------|----------------------|---------------------|-----------------------|-------------------|----------------------|---------------------|
|                                                                         | Systematic error (µL) | Random error (µL) | Systematic error (%) | Random error (%CV*) | Systematic error (µL) | Random error (µL) | Systematic error (%) | Random error (%CV*) |
| <b>MyPIPETMAN P8x10 &amp; MyPIPETMAN P12x10 with D10 and DL10 Tips</b>  |                       |                   |                      |                     |                       |                   |                      |                     |
| 0.5                                                                     | ± 0.08                | ≤ 0.04            | ± 16.0               | ≤ 8.0               | ± 0.24                | ≤ 0.16            | ± 48.0               | ≤ 32.0              |
| 1                                                                       | ± 0.08                | ≤ 0.05            | ± 8.0                | ≤ 5.0               | ± 0.24                | ≤ 0.16            | ± 24.0               | ≤ 16.0              |
| 5                                                                       | ± 0.20                | ≤ 0.10            | ± 4.0                | ≤ 2.0               | ± 0.24                | ≤ 0.16            | ± 4.8                | ≤ 3.2               |
| 10                                                                      | ± 0.20                | ≤ 0.10            | ± 2.0                | ≤ 1.0               | ± 0.24                | ≤ 0.16            | ± 2.4                | ≤ 1.6               |
| <b>MyPIPETMAN P8x20 &amp; MyPIPETMAN P12x20 with D10L and D200 Tips</b> |                       |                   |                      |                     |                       |                   |                      |                     |
| 2                                                                       | ± 0.10                | ≤ 0.08            | ± 5.0                | ≤ 4.0               | ± 0.4                 | ≤ 0.2             | ± 20.0               | ≤ 10.0              |
| 10                                                                      | ± 0.20                | ≤ 0.10            | ± 2.0                | ≤ 1.0               | ± 0.4                 | ≤ 0.2             | ± 4.0                | ≤ 2.0               |
| 20                                                                      | ± 0.40                | ≤ 0.15            | ± 2.0                | ≤ 0.75              | ± 0.4                 | ≤ 0.2             | ± 2.0                | ≤ 1.0               |
| <b>MyPIPETMAN P8x200 &amp; MyPIPETMAN P8x200 with D200 Tips</b>         |                       |                   |                      |                     |                       |                   |                      |                     |
| 20                                                                      | ± 0.50                | ≤ 0.25            | ± 2.5                | ≤ 1.25              | ± 3.2                 | ≤ 1.2             | ± 16.0               | ≤ 6.0               |
| 100                                                                     | ± 1.00                | ≤ 0.40            | ± 1.0                | ≤ 0.4               | ± 3.2                 | ≤ 1.2             | ± 3.2                | ≤ 1.2               |
| 200                                                                     | ± 2.00                | ≤ 0.50            | ± 1.0                | ≤ 0.25              | ± 3.2                 | ≤ 1.2             | ± 1.6                | ≤ 0.6               |
| <b>MyPIPETMAN P8x300 &amp; MyPIPETMAN P12x300 with D300 Tips</b>        |                       |                   |                      |                     |                       |                   |                      |                     |
| 20                                                                      | ± 1.00                | ≤ 0.35            | ± 5.0                | ≤ 1.75              | ± 8.0                 | ≤ 3.0             | ± 40.0               | ≤ 15.0              |
| 30                                                                      | ± 1.00                | ≤ 0.35            | ± 3.3                | ≤ 1.17              | ± 8.0                 | ≤ 3.0             | ± 26.67              | ≤ 10.0              |
| 150                                                                     | ± 1.50                | ≤ 0.60            | ± 1.0                | ≤ 0.4               | ± 8.0                 | ≤ 3.0             | ± 5.33               | ≤ 2.0               |
| 300                                                                     | ± 3.00                | ≤ 1.00            | ± 1.0                | ≤ 0.33              | ± 8.0                 | ≤ 3.0             | ± 2.67               | ≤ 1.0               |

\*CV means Coefficient of Variation

## Setting the Volume

The volume of liquid to be aspirated is set using the volume display. The dials are colored either black or red to indicate the position of the decimal point, depending on the model (refer to Figure 2 on page 6).

| MODEL                            | COLOR OF VOLUMETER NUMBERS |         |           |
|----------------------------------|----------------------------|---------|-----------|
|                                  | BLACK                      | RED     | INCREMENT |
| <b>MyPIPETMAN SINGLE CHANNEL</b> |                            |         |           |
| MyPIPETMAN P2                    | µL                         | 0.01 µL | 0.002 µL  |
| MyPIPETMAN P10                   | µL                         | 0.1 µL  | 0.02 µL   |
| MyPIPETMAN P20                   | µL                         | 0.1 µL  | 0.02 µL   |
| MyPIPETMAN P100                  | µL                         | -       | 0.2 µL    |
| MyPIPETMAN P200                  | µL                         | -       | 0.2 µL    |
| MyPIPETMAN P1000                 | 0.01 mL                    | mL      | 0.002 mL  |
| MyPIPETMAN P5000                 | 0.01 mL                    | mL      | 0.002 mL  |
| MyPIPETMAN P10mL                 | mL                         | 0.1 mL  | 0.02 mL   |
| <b>MyPIPETMAN MULTICHANNEL</b>   |                            |         |           |
| MyPIPETMAN P8x10                 | µL                         | 0.1 µL  | 0.02 µL   |
| MyPIPETMAN P12x10                | µL                         | 0.1 µL  | 0.02 µL   |
| MyPIPETMAN P8x200                | µL                         | -       | 0.2 µL    |
| MyPIPETMAN P12x200               | µL                         | -       | 0.2 µL    |
| MyPIPETMAN P8x300                | µL                         | -       | 0.2 µL    |
| MyPIPETMAN P12x300               | µL                         | -       | 0.2 µL    |

| Single channel model           |                               |                                |                               | Multichannel model             |                                |
|--------------------------------|-------------------------------|--------------------------------|-------------------------------|--------------------------------|--------------------------------|
| <b>P2</b><br><br>1.25 $\mu$ L  | <b>P10</b><br><br>7.5 $\mu$ L | <b>P20</b><br><br>12.5 $\mu$ L | <b>P100</b><br><br>75 $\mu$ L | <b>x10</b><br><br>7.5 $\mu$ L  | <b>x20</b><br><br>12.5 $\mu$ L |
| <b>P200</b><br><br>125 $\mu$ L | <b>P1000</b><br><br>0.75 mL   | <b>P5000</b><br><br>1.25 mL    | <b>P10mL</b><br><br>7.5 mL    | <b>x200</b><br><br>125 $\mu$ L | <b>x300</b><br><br>125 $\mu$ L |

## Figure 2

Dial colors by model

### Simple Ratchet

For pipettes mounted with a simple ratchet, select the volume by turning the push button (refer to Figure 3).

### 3-Position Locking System

For pipettes equipped with a 3-position locking system, turn the selector to your desired position (refer to Figure 4).

#### Free volume selection position

1. Turn the selector to the left until the cursor reaches the unlocking **1**.
2. Select the volume by turning the push button.

#### Light click volume selection position

1. Turn the selector until the cursor reaches the middle **2**.
2. Select the volume by turning the push button.

#### NOTE

When selecting the volume, you will hear click sounds, allowing for more precise settings. Use these sounds for **final fine volume selection**.



Figure 3

Simple ratchet



Figure 4

3-position locking system

## Secure Pipetting

After selecting your volume, turn the selector to the right until the cursor reaches the locking **3** for secure pipetting.



### NOTE

To ensure good performance, always lock the pipette before pipetting by selecting the locking icon.

## Fitting the Tip Ejector Adapter

### Single Channel Models

**A** For P2 and P10 pipettes equipped with a stainless-steel tip ejector, a dual-position adapter is required to fit and eject DL10 tips (long tips) and D10 tips (short tips).

To fit the adapter for short and long tips (refer to Figure 5):

1. Pull the adapter down from the stainless steel tip ejector.
2. Turn the adapter 180°.
3. Refit the adapter so that the end of the stainless steel tip ejector engages the shorter or longer slot of the adapter.

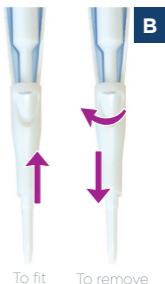
**B** For P2 and P10 pipettes equipped with a plastic tip ejector, a dual-position adapter is required to fit and eject D10 tips (short tips).

To fit a tip ejector extension (refer to Figure 5):

1. Slide the extension over the tip holder.
2. Push the extension firmly onto the end of the tip ejector until it clicks into place.

To remove a tip ejector extension:

1. Gently twist the adapter.
2. Pull it away from the pipette.



**Figure 5**

Tip ejector dual position adapter and extension for P2L and P10L

## Multichannel Models

For P8x10 and P12x10 models, according to the tip used, either D10 or DL10, you may have to fit the ejector adapter. Long collar tips can be inserted without it.

1. Remove the tip ejector, keep both ejector locks depressed **1**, and then pull the tip ejector down **2**.
2. Fit the ejector adapter **3** and click it to the tip ejector.
3. To refit the tip ejector, gently re-insert the tip ejector vertically into the rails of the ejector support **4**.

### NOTE

Long tips can be used without tip ejector adapter.



## Fitting the Tips

It is recommended to use PIPETMAN DIAMOND Tips with MyPIPETMAN for optimum performance. These tips are made from pure polypropylene. Plastic tips are for a single application and should be disposed of after use—please do not clean for reuse.

## Single Channel Models

To fit a new PIPETMAN DIAMOND Tip, push the tip holder into the tip using a slight twisting motion to ensure a firm and airtight seal.

| PIPETMAN DIAMOND Tip<br>Compatibility for Single Channel Models |                                  |
|-----------------------------------------------------------------|----------------------------------|
| P2, P10                                                         | D10, DL10, DF10ST, DFL10ST       |
| P20                                                             | D200, DF30ST                     |
| P100                                                            | D200, DF100ST                    |
| P200                                                            | D200, D300, DF200ST, DF300ST     |
| P1000                                                           | D1000, D1200, DF1000ST, DF1200ST |
| P5000                                                           | D5000                            |
| P10mL                                                           | D10mL                            |



## Multichannel Models

### PIPETMAN DIAMOND Tips: TIPACK AND TOWERPACK

PIPETMAN DIAMOND tips are best fitted with the ROCKY RACK technique, invented by Gilson, available only in our TIPACK and TOWERPACK.

| PIPETMAN DIAMOND Tip<br>Compatibility for Multichannel Models |                                 |
|---------------------------------------------------------------|---------------------------------|
| P8x10, P12x10                                                 | D10*, DL10, DF10ST,<br>DFL10ST  |
| P8x20, P12x20                                                 | DL10, D200, DFL10ST,<br>DF30ST  |
| P8x200, P12x200                                               | D200, D300,<br>DF200ST, DF300ST |
| P8x300, P12x300                                               | D200, D300,<br>DF200ST, DF300ST |

\*Using an ejector adapter, you can adapt a D10 tip (refer to page 8).



**Figure 6**  
ROCKY RACK  
technique

## Pre-Wetting the Tips

Pre-wetting the tips before pipetting helps prepare the tips for the best pipetting performance. Ideally, the pre-wet includes both immersing the tip in the liquid and performing one pipetting step.

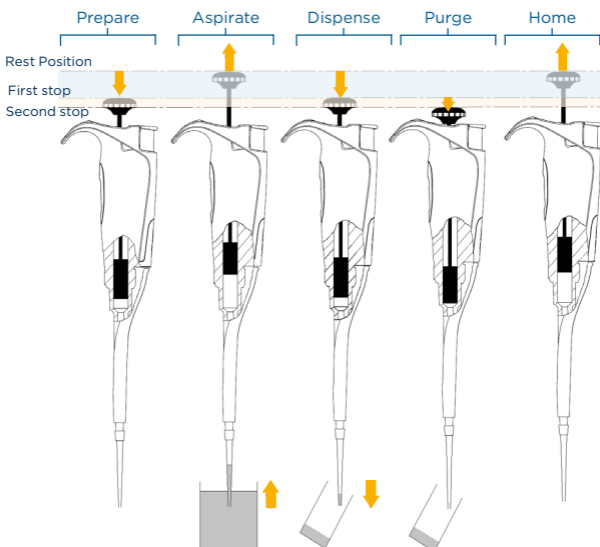
Pre-wetting the tips helps ensure that volumes that you pipette will achieve accuracy and precision within specifications.

## Aspirating

1. Press the push button to the **first stop** (this corresponds to the set volume of liquid).
2. Hold the pipette vertically and immerse the tip in the liquid.
3. Release the push button slowly and smoothly to the top position to aspirate the set volume of liquid.
4. Wait one second and then withdraw the pipette tip from the liquid. You may wipe any droplets away from the outside of the tip using a medical wipe. However, if you do so, take care to avoid touching the tip's orifice.

## Dispensing

1. Place the end of the tip against the inside wall of the recipient vessel (at an angle of 10° to 40°).
2. Press the push button slowly and smoothly to the **first stop**.
3. Wait for at least a second, then press the push button to the **second stop** to expel any residual liquid from the tip. Keep the push button pressed fully, and while removing the pipette, draw the tip along the inside surface of the vessel.
4. Release the push button smoothly. Eject the tip by pressing firmly on the tip ejector button.



## Ejecting the Tips

To avoid touching used tips, hold the pipette over the waste container and press the tip ejector push button.

## Cleaning and Decontamination

MyPIPETMAN pipettes are designed so that the parts normally in contact with liquid contaminants can easily be cleaned and decontaminated.

MyPIPETMAN can be sterilized by steam autoclaving at **121°C (252°F)**, **1 bar** relative pressure for **20 minutes** without disassembly for maximum convenience as well as protection from contamination.

For further information, please refer to MyPIPETMAN User's Guide LT801622 available on [www.gilson.com](http://www.gilson.com).

#### NOTE

For pipettes equipped with the 3-position locking system, turn the selector to the left until the cursor reaches the autoclaving icon.

## Maintenance

Routine maintenance will help keep your pipette in good condition, ensuring a continued high level of performance.

For further information, please refer to MyPIPETMAN User's Guide LT801622 available on [www.gilson.com](http://www.gilson.com).

#### NOTICE

Gilson recommends maintenance and calibration at least annually, more frequently as needed, depending on use.

## Warranty

Gilson warrants this pipette against defects in material under normal use and service for a period of **three years** from the date of purchase.

This warranty shall not apply to pipettes which are subject to abnormal use and/or improper or inadequate maintenance (contrary to the recommendations given in the user's guide), including, but not limited to pipettes which have been subjected to physical damage, improper handling, spillage or exposure to any corrosive environment, abuse misuse or misapplication, or from ordinary wear and tear (including seal and O-rings). This warranty shall also be void in the event pipettes are altered or modified by any party other than Gilson or its designates. Gilson's sole liability under this warranty shall be limited to, at Gilson's sole option, repair or replacement of any defective components of pipettes or refund of the purchase price paid for such pipettes.

Routine cleaning, control, and recalibration are not covered under the warranty. The replacement of wearing parts such as seals, O-rings, broken pistons assembly, and broken tip holders are not covered under the warranty.

#### NOTICE

Yearly routine maintenance is highly recommended to keep your pipette in good condition, ensuring a continued high level of performance.

THE FOREGOING WARRANTY IS EXCLUSIVE AND GILSON HEREBY DISCLAIMS ALL OTHER WARRANTIES, WHETHER EXPRESS OR IMPLIED, INCLUDING ANY WARRANTIES OF MERCHANTABILITY AND ANY WARRANTIES OF FITNESS FOR A PARTICULAR PURPOSE, UNDER NO CIRCUMSTANCES SHALL GILSON BE LIABLE FOR ANY CONSEQUENTIAL, PUNITIVE, INDIRECT OR INCIDENTAL DAMAGES ARISING OUT OF ANY BREACH OF ANY EXPRESS OR IMPLIED WARRANTY.



[gilson.com/contactus](https://gilson.com/contactus)

LT801608/B | ©2022 Gilson, Inc. All rights reserved.