

## MULTI CENTRIFUGE VARISPIN 15R



Refrigerated multi purpose centrifuge with large capacity and a variety of rotor options

### STANDARD SPECIFICATION



Max. RPM	15,000RPM(Angle Rotor)	5,000RPM(Swing Rotor)
Max. RCF	23,847 xg	4,947 xg
Max. Capacity	85ml x 6	750ml x 4
Accel / Decel phase	0 ~ 9 (10 Step)	
Set Temp.	-10°C ~ +40°C (1°C increments)	
Ref. System	Non-CFC	
Noise Level	≤60dB	
Set Time	99 hour 59 min 59sec or continuous	
Time Count	From start / From set-up RPM	
Program	100 memory	
Rotor ID	Automatic Recognition	
Display	4.3" LCD Touch Screen	
RPM Range	400 to 15,000 rpm	
Display message on screen	RPM, RCF, Time, Door open/close, Temp ACC, DEC, Rotor ID, Program, Comp. On/Off, key lock	
Available Rotor Quantity	16	
Power Supply	AC 230V ± 10%, 50-60Hz, 1Phase	
Power Consumption	2,5KW	
Dimension(W x D x H)	765 x 687 x 375 mm (H:915mm with open lid)	
Weight (without rotor)	95kg	

## MAIN FEATURE



### CRYTE FLIP Touch Controller

- User-friendly 4.3" full color touch LCD controller helps to set the parameter at modern way. All set points are visible at a glance and setting is easy.
- Touch pad lock doesn't allow misuse during operation.



### Biocontainment Accessory Package

- Option for handling biohazardous materials
- Biocontainment sealing buckets are certified by TUV NORD in compliance with IEC61010-2-020:2016 Annex AA.



### Wide Range of Application

Various rotor options for multiple purpose in different users.



Refrigeration & Fast Cooling



Various Tube Available



Accurate and stable temperature maintenance function



Silent Operation



Energy Saving













## AVAILABLE ANGLE ROTORS

Rotor	Fixed Angle Rotor $\angle 45^\circ$ 48 x 0.2ml Radius(mm) : 83.5		Fixed Angle Rotor $\angle 45^\circ$ 30 x 1.5ml Radius(mm) : 94.8			Fixed Angle Rotor $\angle 45^\circ$ 30 x 1.5ml Radius(mm) : 94.8 <b>Aerosol-tight</b> <b>AXLOCK</b>			Fixed Angle Rotor $\angle 45^\circ$ 48 x 1.5ml Radius(mm) : 94.8		
Item	A480.2T		A301.5T			AS301.5TX <sup>1)</sup>			A481.5T		
Tube											
Volume (ml)	0.2	0.2ml Strips	0.2	0.5	1.5 / 2.0	0.2	0.5	1.5 / 2.0	0.2	0.5	1.5 / 2.0
Adaptor / tube rack											
Item			F1.5A-0.2	F1.5A-0.5		F1.5A-0.2	F1.5A-0.5		F1.5A-0.2	F1.5A-0.5	
Number per rack / rotor	48	6	30	30	30	30	30	30	48	48	48
Adaptor bore (mm)	6.5	6.5	6.5	8	11.1	6.5	8	11.1	6.5	8	11.1
Max. height for use (mm)	-	-	44	52	61	44	52	61	In 51 Out 44	In 62 Out 54	In 70 Out 61
RPM	12,000	12,000	15,000	15,000	15,000	15,000	15,000	15,000	13,000	13,000	13,000
Radius (mm)	83.5	83.5	80.3	86.7	94.8	80.3	86.7	94.8	In 70.3 Out 80.3	In 76.7 Out 86.7	In 84.8 Out 94.8
RCF	13,443	13,443	20,199	21,809	23,847	20,199	21,809	23,847	In 13,283 Out 15,172	In 14,492 Out 16,381	In 16,022 Out 17,912

• 1) This rotor is not externally certified and have only been self-tested for bioseal sealing.



























AVAILABLE ANGLE ROTORS

<b>Rotor</b>	 Fixed Angle Rotor 28° 12 x 15ml Radius(mm) : 97.1	 Fixed Angle Rotor 25° 12 x 15ml Conical Radius(mm) : 100.9	 Fixed Angle Rotor 30° 6 x 50ml Radius(mm) : 99.9	 Fixed Angle Rotor 25° 6 x 50ml Conical Radius(mm) : 95.7
<b>Item</b>	A1215T	A1215TC	A650T	A650TC
<b>Tube</b>			 	 
<b>Volume (ml)</b>	15(16)	15 Conical	15 Conical 50	15 Conical 50 Conical
<b>Adaptor / tube rack</b>				
<b>Item</b>			F50A-15C	F50CA-15C
<b>Number per rack / rotor</b>	12	12	6	6
<b>Adaptor bore (mm)</b>	18	17	17	30
<b>Max. height for use (mm)</b>	117	129	122	124
<b>RPM</b>	12,000	13,000	12,000	13,000
<b>Radius (mm)</b>	97.1	100.9	94.3	95.7
<b>RCF</b>	15,632	19,064	15,182	18,082
















<b>Rotor</b>	 Fixed Angle Rotor 30° 8 x 50ml Radius(mm) : 103.4	 Fixed Angle Rotor 25° 6 x 85ml Radius(mm) : 99.8	 Fixed Angle Rotor 25° 6 x 85ml Radius(mm) : 99.8	 Fixed Angle Rotor 25° 6 x 85ml Radius(mm) : 99.8 <b>Aerosol-tight</b> <b>AXLOCK</b>
<b>Item</b>	A850T	A685T	A685TX <sup>2)</sup>	A4250T
<b>Tube</b>	 	   	   	
<b>Volume (ml)</b>	15 Conical 50	15 Conical 50 Conical 50 85	15 Conical 50 Conical 50 85	250
<b>Adaptor / tube rack</b>		  	  	
<b>Item</b>	F50A-15C	F85A-15C F85A-50C F85A-50	F85A-15C F85A-50C F85A-50	
<b>Number per rack / rotor</b>	8	8 6 6 6 6	6 6 6 6 6	4
<b>Adaptor bore (mm)</b>	17	29.5 17 30 29 39	17 30 29 39 62.0	
<b>Max. height for use (mm)</b>	123	120 123 122 118 118	123 122 118 118 123	
<b>RPM</b>	12,000	12,000 12,000 12,000 12,000 12,000	12,000 12,000 12,000 12,000 8,000	
<b>Radius (mm)</b>	97.8	103.4 90.7 94.8 95.3 99.8	90.7 94.8 95.3 99.8 128.3	
<b>RCF</b>	15,745	16,647 14,602 15,262 15,343 16,067	14,602 15,262 15,343 16,067 9,180	

• 2) This rotor is not externally certified and have only been self-tested for bioseal sealing.

## AVAILABLE SWING ROTORS

S4250TE	EB250	EBS250 <sup>3)</sup>								BW250		
												
	S250ET-3-12	S250ET-5-12	S250ET-10-12	S250ET-15-12	S250ET-15C-9	S250ET-50-4	S250ET-50C-3	S250ET-85-2	S250EA-250			
												
												
Swing Out Rotor Max. RPM : 4,000 Radius(mm) : 182.5 Max. RCF : 3,265												
<b>Capacity (ml)</b>	3	5	10	15	15 Conical	50	50 Conical	85	250	MTP	DWP	
<b>Number per rack / rotor</b>	12/48	12/48	12/48	12/48	9/36	4/16	3/12	2/8	1/4	4/16	1/4	
<b>Adaptor bore (mm)</b>	13.2	13.2	16	17.2	17	29.5	29.5	38.5	62.5	-	-	
<b>Max. height for use (mm)</b>	124	124	124	124	127	124	127	124	138	-	-	
<b>RPM</b>	4,000	4,000	4,000	4,000	4,000	4,000	4,000	4,000	4,000	4,000	4,000	
<b>Radius (mm)</b>	177.5	177.5	177.5	177.5	180.7	177.5	180.5	177.5	180.5	153.5	153.5	
<b>RCF</b>	3,175	3,175	3,175	3,175	3,232	3,175	3,229	3,175	3,229	2,746	2,746	





















• 3) EBS250 : certified for dynamic microbiological test(EN61010-020) by TUV NORD

S4250T	B250							
								
	S250T-5-8	S250T-10-7	S250T-15-5	S250T-15C-4	S250T-50-2	S250A-50C	-	
								
								
Swing Out Rotor Max. RPM : 4,500 Radius(mm) : 193.5 Max RCF : 4,381								
<b>Volume (ml)</b>	5	10	15	15 Conical	50	50 Conical	250	
<b>Number per rack / rotor</b>	8/32	7/28	5/20	4/16	2/8	1/4	1/4	
<b>Adaptor bore (mm)</b>	13.5	16	17.5	17	29.5	30	62.0	
<b>Max. height for use (mm)</b>	145	145	145	148	145	150	150	
<b>RPM</b>	4,500	4,500	4,500	4,500	4,500	4,500	4,500	
<b>Radius (mm)</b>	190.5	190.5	190.5	193.5	190.5	193.5	193.5	
<b>RCF</b>	4,313	4,313	4,313	4,381	4,313	4,381	4,381	

## AVAILABLE SWING ROTORS

S4750T	B750		BS750 <sup>4)</sup>						B500	BW750		
												
	S750T-3-24	S750T-5-24	S750T-10-19	S750T-15-19	S750T-15C-14	S750T-50-7	S750T-50C-5	S750A-250				
												
Swing Out Rotor Max. RPM : 4,000 Radius(mm) : 205 Max. RCF : 3,667												
<b>Capacity (ml)</b>	3	5	10	15	15 Conical	50	50 Conical	250	750	500	MTP	DWP
<b>Number per rack / rotor</b>	24/96	24/96	19/76	19/76	14/56	7/28	5/20	1/4	1/4	1/4	4/16	1/4
<b>Adaptor bore (mm)</b>	13.2	13.2	16	17.2	17	29.5	29.5	62.5	-	70	-	-
<b>Max. height for use (mm)</b>	136	136	136	136	134	136	140	161	143	165	-	-
<b>RPM</b>	4,000	4,000	4,000	4,000	4,000	4,000	4,000	4,000	4,000	4,000	4,000	4,000
<b>Radius (mm)</b>	198	198	198	198	196	198	202	205	205	213	170	170
<b>RCF</b>	3,542	3,542	3,542	3,542	3,506	3,542	3,613	3,667	3,667	3,810	3,041	3,041

• 4) BS750 : certified for dynamic microbiological test(EN61010-020) by [TUV NORD](#)

S4100T	B100								
									
	S100T-1.5-6	S100T-5-5	S100T-10-4	S100T-15-3	S100T-15C-3	S100A-50	S100A-50C	S100A-85	S100A-100
									
Swing Out Rotor Max. RPM : 5,000 Radius(mm) : 177 Max. RCF : 4,947									
<b>Volume (ml)</b>	1.5	5	10	15	15 Conical	50	50 Conical	85	100
<b>Number per rack / rotor</b>	6/24	5/20	4/16	3/12	3/12	1/4	1/4	1/4	1/4
<b>Adaptor bore (mm)</b>	11	13.5	16	17.5	17	29.5	30	38.5	44
<b>Max. height for use (mm)</b>	130	130	130	130	133	130	133	130	130
<b>RPM</b>	5,000	5,000	5,000	5,000	5,000	5,000	5,000	5,000	5,000
<b>Radius (mm)</b>	174	174	174	174	177	174	177	174	174
<b>RCF</b>	4,683	4,683	4,683	4,683	4,947	4,683	4,947	4,683	4,683

## ORDER INFORMATION

	ITEM	DESCRIPTIONS
<b>Main Body</b>	VARISPIN 15R Set	VARISPIN 15R, refrigerated, without rotor, AC 230V $\pm$ 10% 50/60Hz, EU Standard Plug
<b>Angle Rotor</b>	A480.2T	0.2ml x 48 fixed angle rotor for PCR tubes(x6 PCR strips) (Max 12,000RPM)
	A301.5T	1.5/2.0ml x 30 fixed angle rotor (Max 15,000RPM)
	AS301.5TX	1.5-2.0ml x 30 fixed aerosol-tightness angle rotor with AXLOCK rotor(15,000RPM)
	A481.5T	1.5/2.0ml x 48 fixed angle rotor (Max 13,000RPM)
	A1215T	15ml x 12 fixed angle rotor (Max 12,000RPM)
	A1215TC	15ml x 12 fixed angle rotor for conical tubes (Max 13,000RPM)
	A650T	50ml x 6 fixed angle rotor (Max 12,000RPM)
	A650TC	50ml x 6 fixed angle rotor for conical tubes (Max 13,000RPM)
	A850T	50ml x 8 fixed angle rotor (Max 12,000RPM)
	A685T	85ml x 6 fixed angle rotor (Max 12,000RPM)
	AS685TX	85ml x 6 fixed aerosol-tightness angle rotor with AXLOCK rotor(12,000RPM)
	A4250T	250ml x 4 fixed angle rotor (Max 8,000RPM)
<b>Swing Rotor</b>	S4250TE	250ml x 4-wing swing rotor for rectangular/micro plate buckets (Max 4,000RPM)
	S4250T	250ml x 4-wing swing rotor for round buckets (Max 4,500RPM)
	S4750T	750ml x 4-wing swing rotor for round buckets / micro plate buckets (Max 4,000RPM)
	S4100T	100ml x 4-wing swing rotor for round buckets (Max. 5,000RPM)

